



How to Add the Daily Symptom Check Website to your Phone (iPhone)

On an iPhone:

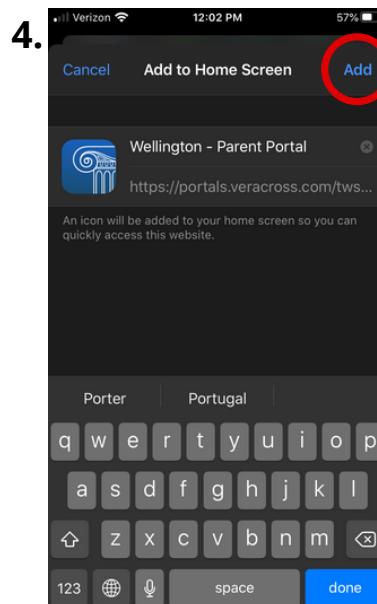
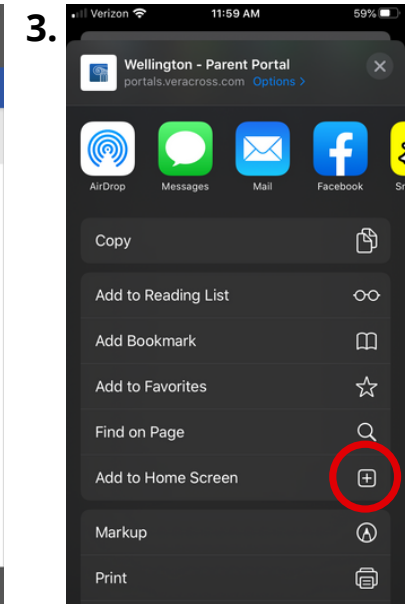
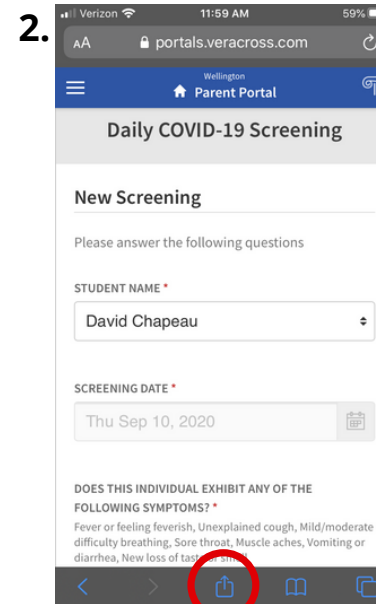
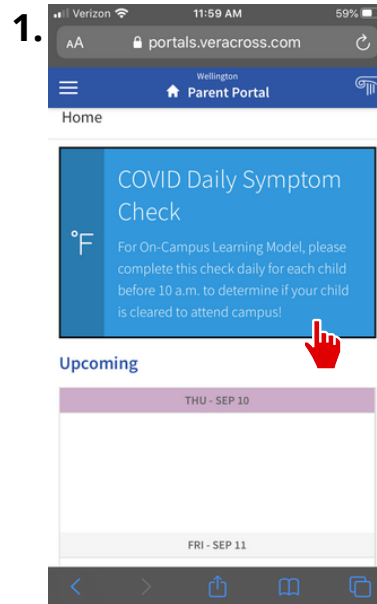
1. Sign in to Veracross in your web browser and click on the COVID Daily Symptom Check.

2. Tap the upload icon at bottom of screen.

3. Tap "Add to Home Screen."

4. Tap "Add."

5. The Veracross icon will now appear on your home screen and will link directly to the COVID Daily Symptom Check.





How to Add the Daily Symptom Check Website to your Phone (Android)

On an Android

1. Sign in to Veracross in your web browser and click on the COVID Daily Symptom Check.
2. Tap the menu button.
3. Tap "Add to Home Screen."
4. Tap "Add" and add the icon to your home screen.
5. The Veracross icon will now appear on your home screen and will link directly to the COVID Daily Symptom Check.

